

Migrants Who Participate in the Labor Force in Puerto Rico: Its Demographic Characteristics and Segmented Participation in the Economy¹

Jenilda Rivera-Román, M.S.²

Citation: Rivera-Román, J. (2011). Migrants Who Participate in the Labor Force in Puerto Rico: Its Demographic Characteristics and Segmented Participation in the Economy. *CIDE Digital*, 2(2), 65-72.

Abstract: **Background/Objectives.** *Describe the socio-demographic characteristics of the immigrant population participating in the labor force in Puerto Rico for the year 2000.* **Methods.** *This was a descriptive study. The data set used in this analysis was the Public Use Microdata Sample (PUMS) of the 2000 U.S. Census of Population and Housing.* **Results.** *53% of migrants were in the labor force. Migrants participate in a higher population in the labor force than the native population.* **Conclusions.** *Migrant's women were concentrated on administrative and service occupation. Migrants groups showed a hierarchical distribution of labor force participation.*

Key words: Labor Force, immigrant, socio-demographic characteristics, Puerto Rico.

GENERAL AIM

Describe the socio-demographic characteristics of the immigrant population participating in the labor force in Puerto Rico for the year 2000.

METHODS

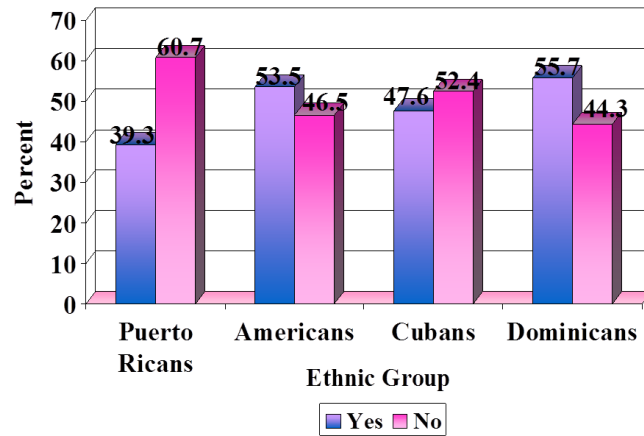
The population under study was the immigrants of 16 years old and over. For analytical purposes the population under study was divided into the following ethnic groups: Puerto Ricans, Americans, Cubans, Dominicans and others. The data set used in this analysis was the Public Use Microdata Sample (PUMS) of the 2000 U.S. Census of Population and Housing. This was a descriptive study.

RESULTS

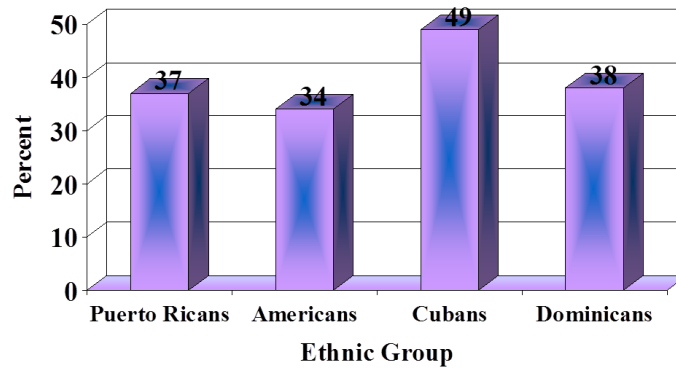
¹ Poster presented in the Population Association of American (PAA) in Boston. May 2004

² Demographer. Graduated from the Graduate Program in Demography, Department of Social Sciences, Graduate School of Public Health, Medical Sciences Campus, University of Puerto Rico. Email: lilu521@gmail

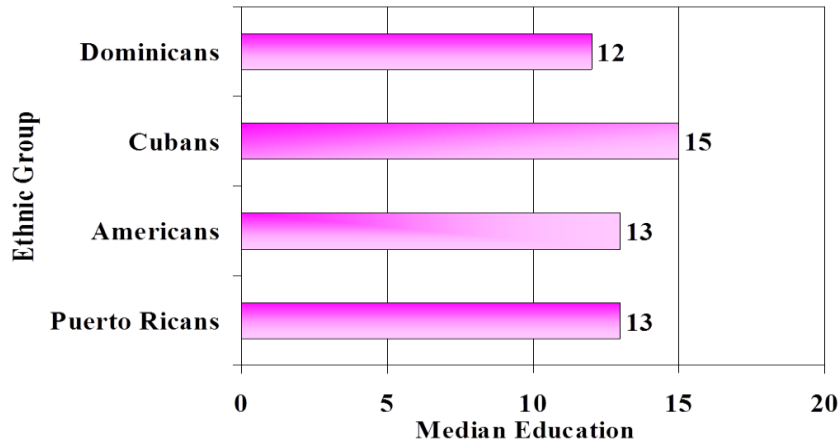
PARTICIPATION IN LABOR FORCE: PUERTO RICO 2000



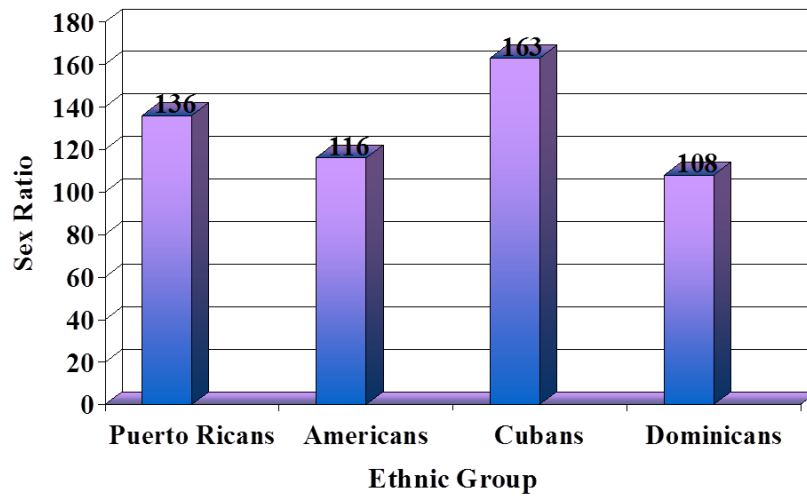
MEDIAN AGE BY ETHNIC GROUP: PUERTO RICO 2000



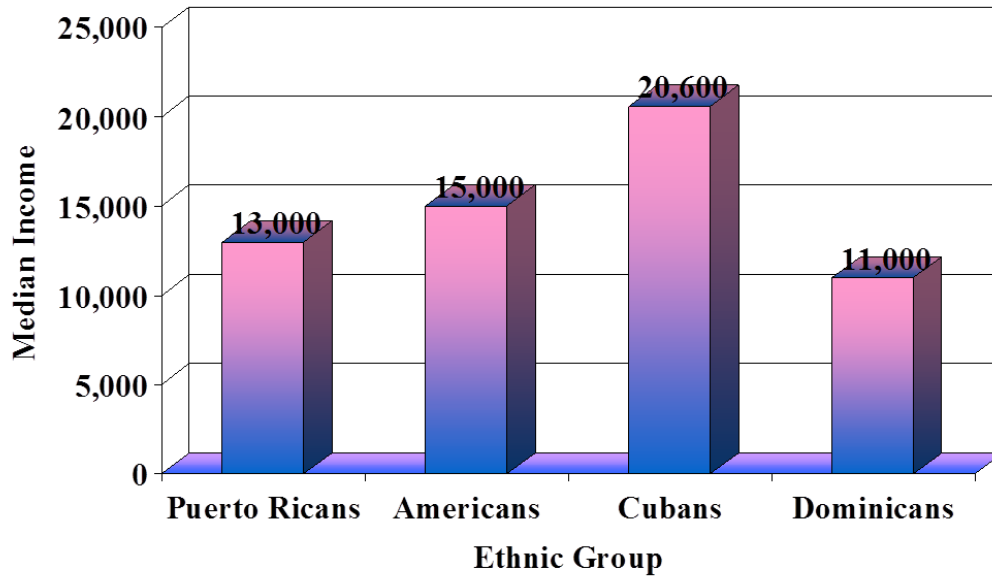
MEDIAN EDUCATION BY ETHNIC GROUP PUERTO RICO 2000



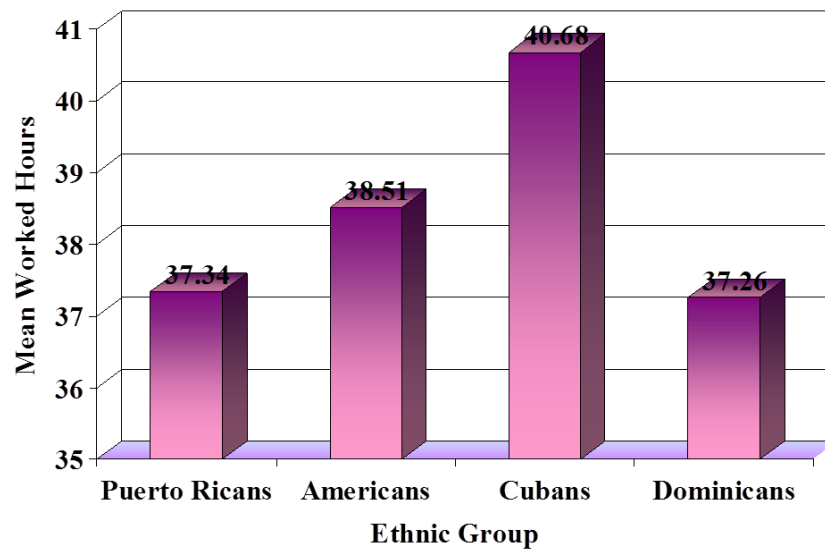
SEX RATIO BY ETHNIC GROUP: PUERTO RICO 2000



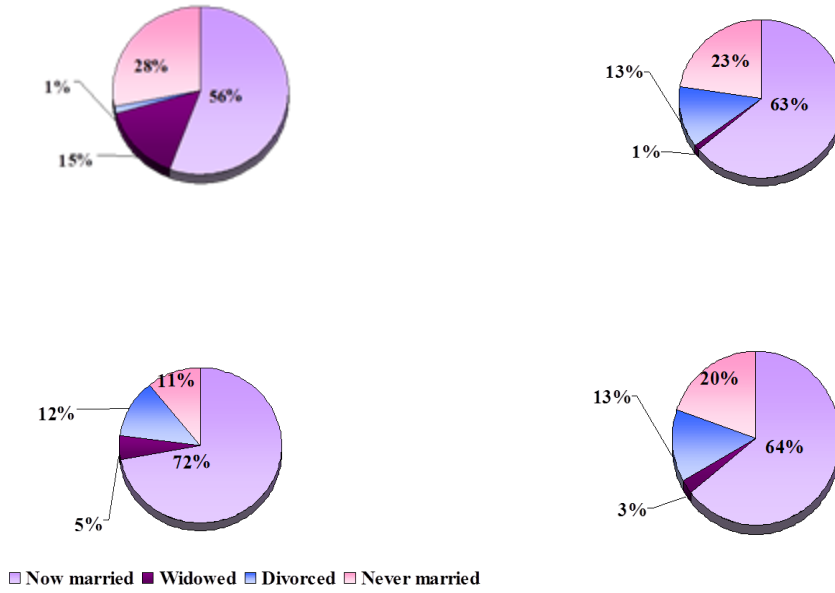
MEDIAN INCOME BY ETHNIC GROUP: PUERTO RICO 2000



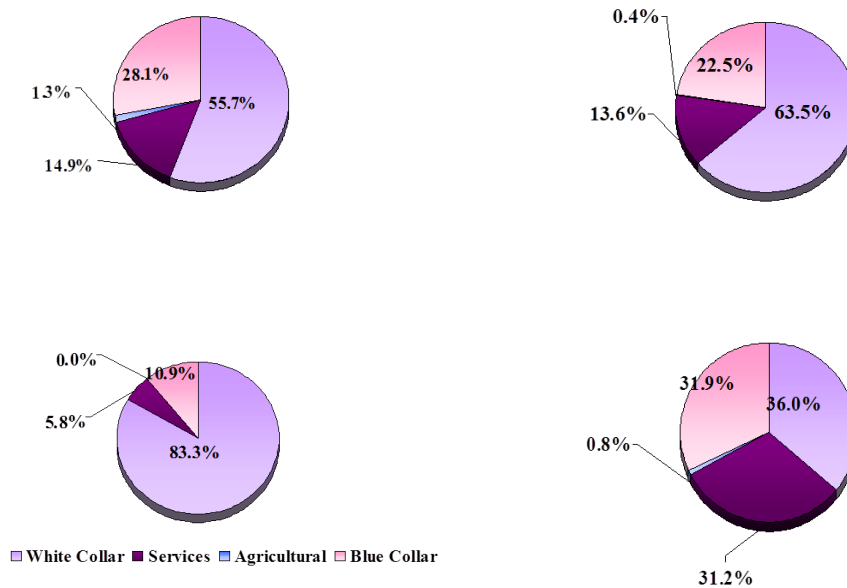
WORKED HOURS BY ETHNIC GROUP: PUERTO RICO 2000



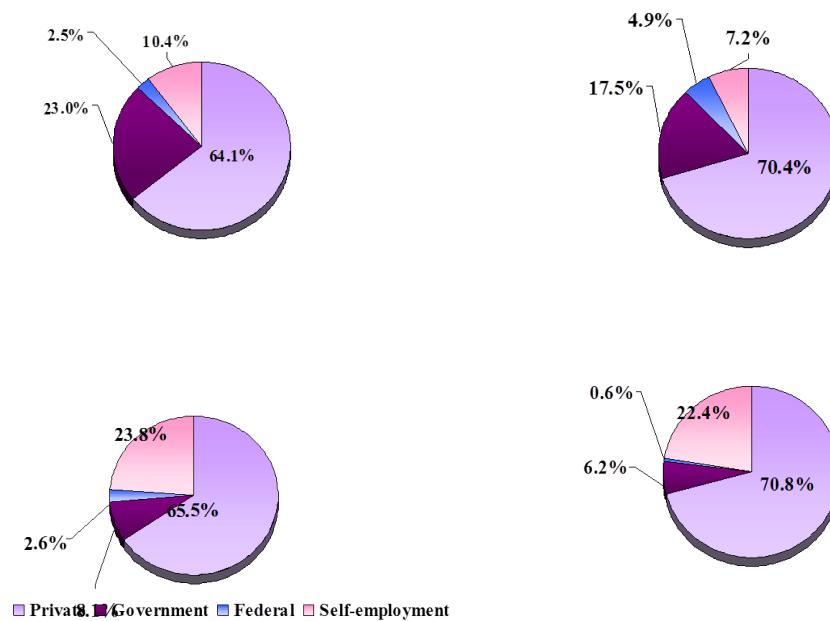
MARITAL STATUS BY ETHNIC GROUP PUERTO RICOO 2000



OCCUPATION BY ETHNIC GROUP: PUERTO RICO 2000




OCCUPATION BY ETHNIC GROUP: PUERTO RICO 2000




GENERAL FINDINGS

- 53% of migrants were in the labor force.
- Migrants participate in a higher population in the labor force than the native population.
- Cubans and Dominicans are the oldest groups of migrants in the labor force
- A considerable proportion of Puerto Ricans work for the government.
- Cubans showed the smallest proportion of unemployment.
- Cubans were the most educated, and those had the largest proportion of white collar workers and the higher income.
- Dominicans were the least educated, had a significant proportion of services workers and had the lowest income.
- Migrants women were concentrated on administrative and service occupation.
- Migrants groups showed a hierarchical distribution of labor force participation.



Migrants Who Participate in the Labor Force in Puerto Rico: Its Demographic Characteristics and Segmented Participation in the Economy

University of Puerto Rico
Jenilda Rivera Román, M.S.C



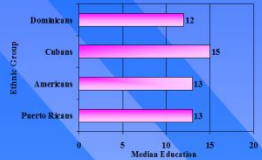
GENERAL AIM

- Describe the socio-demographic characteristics of the immigrant population participating in the labor force in Puerto Rico for the year 2000.

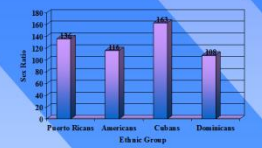
METHODS

- The population under study was the immigrants of 16 years old and over.
- For analytical purposes the population under study was divided into the following ethnic groups: Puerto Ricans, Americans, Cubans, Dominicans and others.
- The data set used in this analysis was the Public Use Microdata Sample (PUMS) of the 2000 U.S. Census of Population and Housing.
- This was a descriptive study.

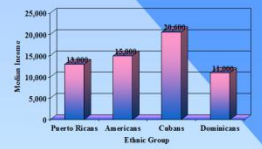
MEDIAN EDUCATION BY ETHNIC GROUP: PUERTO RICO 2000



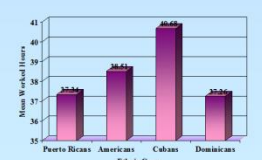
SEX RATIO BY ETHNIC GROUP: PUERTO RICO 2000



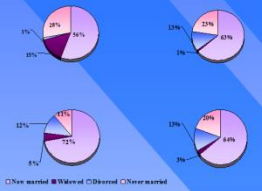
MEDIAN INCOME BY ETHNIC GROUP: PUERTO RICO 2000



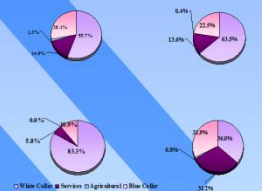
WORKED HOURS BY ETHNIC GROUP: PUERTO RICO 2000



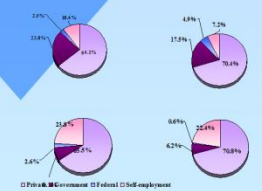
MARITAL STATUS BY ETHNIC GROUP: PUERTO RICO 2000



OCCUPATION BY ETHNIC GROUP: PUERTO RICO 2000



OCCUPATION BY ETHNIC GROUP: PUERTO RICO 2000




GENERAL FINDINGS

- 53% of migrants were in the labor force.
- Migrants participate in a higher population in the labor force than the native population.
- Cubans and Dominicans are the oldest groups of migrants in the labor force
- A considerable proportion of Puerto Ricans work for the government.
- Cubans showed the smallest proportion of unemployment.

GENERAL FINDINGS (CONT.)

- Cubans were the most educated, and those had the largest proportion of white collar workers and the higher income.
- Dominicans were the least educated, had a significant proportion of services workers and had the lowest income.
- Migrants women were concentrated in administrative and service occupation.
- Migrants groups showed a hierarchical distribution of labor force participation.

Participation in Labor Forces: Puerto Rico 2000



MEDIAN AGE BY ETHNIC GROUP: PUERTO RICO 2000

